






Ship To:
 228 Midway Lane, Suite B
 Oak Ridge, TN 37830
 www.assuredbio.com
 info@assuredbio.com
 (865)813-1700

Chain of Custody for Suspect Chinese Drywall

AB Identifier (internal use):	
Project Name:	
Project Number:	
Project Date:	
<p>Sampling Protocol:</p> <ol style="list-style-type: none"> 1. Survey the home for Chinese drywall. Chinese drywall may be marked with blue and yellow side joint paper (Figure 1. Below) and/or the manufacture name Knauf (Figure 2. below). 2. Collect samples from any drywall that meets the above criteria. However, not all Chinese drywall is marked or the markings are not visible. In such cases collect several sample throughout the home. 3. To collect a sample, find a discreet area and cover it with a 2"x2" piece of masking tape. This will prevent it from shredding during cutting. 4. Cut out the 2"x2" piece of dry wall using a dry wall saw. 5. Carefully remove the sample from the wall and place it in a ziplock freezer bag. Use a high quality ziplock that won't tear or puncture. 6. Label the ziplock with a permanent marker with the sample name (i.e. north wall, living room). 7. Use one ziplock per drywall sample. 8. Complete the chain of custody form. Be sure to include each sample and all contact information. 9. Enclose the chain of custody form and the sample in a study pack and ship to the laboratory. The shipment does not have to be overnight. Standard ground shipping is fine, but please pack well. 10. Payment may be by check enclosed in package or call in a credit card number. 	
<p>Indications of Chinese Drywall</p> <div style="display: flex; justify-content: space-around;"> <div style="text-align: center;">  <p>Blue and Yellow Side Tape</p> </div> <div style="text-align: center;">  <p>Printing on back of drywall</p> </div> </div> <div style="text-align: right; margin-top: 20px;">  </div>	

Document Number: 1111
 Assured Bio Labs Chinese Drywall COC

Effective Date: 11/2/2010
 Revision Number: 3
 Date Reviewed: 7/19/2012
 1 of 1

Inspector Name:				FT-IR	Strontium	Corrosion
Address:						
Phone:		E-mail:				
Sample ID	Description/Location	Total Volume/Area	Comments			

Relinquished By: _____ Date: _____

Received By: _____ Date: _____